

Grandys Duo

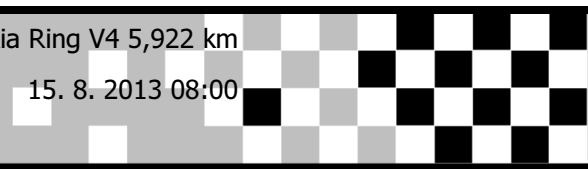
15.8.2013

Slovakia Ring V4 5,922 km

Free practice

15. 8. 2013 08:00

Practice started at 8:00:00



Lap	Time of Day	Lap Tm	S1	S2	S3
(22) Pietrucha Marcin					
1	8:46:20.642	2:33.066	47.349	1:15.508	30.209
2	8:48:52.353	2:31.711	45.609	1:17.116	28.986
3	8:51:24.168	2:31.815	46.973	1:14.749	30.093
4	8:53:57.743	2:33.575	47.015	1:16.261	30.299
5	8:56:28.489	2:30.746	47.464	1:13.364	29.918
6	10:44:27.226	1:47:58.737			
7	10:46:42.278	2:15.052			
8	10:48:57.993	2:15.715			
9	10:51:12.620	2:14.627			
10	10:53:30.111	2:17.491			
11	10:55:43.644	2:13.533			
p12	10:58:06.253	2:22.609			

Lap	Time of Day	Lap Tm	S1	S2	S3
(98) Janusz Oskaldowicz					
1	8:48:46.390	2:27.523	44.382	1:14.165	28.976
2	8:51:04.247	2:17.857	41.162	1:09.478	27.217
3	8:53:22.506	2:18.259	40.775	1:09.922	27.562
4	8:55:38.416	2:15.910	40.809	1:08.576	26.525
5	10:47:09.068	1:51:30.652			
6	10:49:24.015	2:14.947			
7	10:51:37.550	2:13.535			
8	10:53:58.302	2:20.752			
9	10:56:13.293	2:14.991			
p10	10:58:39.181	2:25.888			

Lap	Time of Day	Lap Tm	S1	S2	S3
(20) Michael Richter					
1	8:44:43.812	2:14.878	40.710	1:07.628	26.540
p2	8:47:15.131	2:31.319	44.410	1:12.567	

Lap	Time of Day	Lap Tm	S1	S2	S3
(23) Jerzy Berger					
1	8:45:24.241	2:20.646	41.733	1:11.470	27.443
2	8:47:42.705	2:18.464	41.469	1:09.802	27.193
3	8:50:01.331	2:18.626	41.271	1:10.258	27.097
4	8:52:19.464	2:18.133	41.462	1:09.572	27.099
5	8:54:36.233	2:16.769	40.940	1:09.056	26.773
6	8:56:52.942	2:16.709	40.236	1:09.535	26.938
7	10:46:49.885	1:49:56.943			
8	10:49:07.029	2:17.144			
9	10:51:24.269	2:17.240			
10	10:53:41.114	2:16.845			
11	10:55:58.003	2:16.889			
p12	10:58:19.287	2:21.284			

Lap	Time of Day	Lap Tm	S1	S2	S3
(21) Przemyslaw Krajewski					
1	10:46:48.637	2:18.995	42.123	1:09.137	27.735
2	10:49:06.664	2:18.027	41.958	1:08.527	27.542
p3	10:51:32.673	2:26.009	43.312	1:10.429	

Lap	Time of Day	Lap Tm	S1	S2	S3
(32) Zbigniew Jędrzejek					
1	10:47:40.558	2:19.494	41.690	1:10.535	27.269
2	10:49:59.421	2:18.863	41.496	1:10.145	27.222
p3	10:52:43.196	2:43.775	47.087	1:22.901	
4	11:45:44.845	53:01.649		1:13.145	27.725
5	11:48:17.111	2:32.266	42.691	1:21.633	27.942
6	11:50:35.937	2:18.826	41.671	1:09.939	27.216
7	11:55:58.819	5:22.882	3:41.490	1:13.338	28.054
p8	11:58:43.988	2:45.169	43.473	1:11.347	

Lap	Time of Day	Lap Tm	S1	S2	S3
(31) Michal Spanik					
1	10:45:34.348	2:24.921	43.731	1:12.390	28.800
2	10:47:58.176	2:23.828	43.461	1:11.910	28.457
3	10:50:21.202	2:23.026	42.994	1:11.607	28.425
4	10:52:43.069	2:21.867	42.455	1:10.941	28.471
5	10:55:04.119	2:21.050	42.297	1:10.840	27.913

Lap	Time of Day	Lap Tm	S1	S2	S3
p6	10:57:47.792	2:43.673	41.904	1:22.794	
7	11:43:50.595	46:02.803		1:16.224	28.745
8	11:46:13.727	2:23.132	43.429	1:11.770	27.933
9	11:48:35.294	2:21.567	42.206	1:11.117	28.244
10	11:50:59.274	2:23.980	43.597	1:11.875	28.508
11	11:53:20.980	2:21.706	42.667	1:11.063	27.976
12	11:55:41.662	2:20.682	42.317	1:10.495	27.870
p13	11:58:27.214	2:45.552	42.941	1:22.307	

Lap	Time of Day	Lap Tm	S1	S2	S3
(94) Piotr Kałużka					
1	8:55:23.509	2:29.592	44.661	1:15.516	29.415
p2	10:04:23.457	1:08:59.948			
3	10:48:40.300	44:16.843			
4	10:51:11.529	2:31.229			
5	10:53:37.408	2:25.879			
6	10:56:03.208	2:25.800			
p7	10:58:31.415	2:28.207			
8	11:45:44.499	47:13.084			
9	11:48:08.319	2:23.820			
10	11:50:30.430	2:22.111			
11	11:52:51.291	2:20.861			
12	11:55:14.678	2:23.387			
p13	11:57:52.188	2:37.510			

Lap	Time of Day	Lap Tm	S1	S2	S3
(30) Mariusz Nagórka					
1	8:46:20.556	2:31.202	44.795	1:16.019	30.388
2	8:48:53.612	2:33.056	46.147	1:17.472	29.437
3	8:51:24.007	2:30.395	44.989	1:15.030	30.376
4	8:53:58.454	2:34.447	47.741	1:16.195	30.511
5	8:56:28.379	2:29.925	45.764	1:13.639	30.522
6	10:45:56.930	1:49:28.551			
7	10:48:27.448	2:30.518			
8	10:50:54.229	2:26.781			
9	10:53:20.756	2:26.527			
10	10:55:48.640	2:27.884			
p11	10:58:21.344	2:32.704			
12	11:48:04.732	49:43.388			
13	11:50:27.750	2:23.018			
14	11:52:49.970	2:22.220			
p15	11:55:29.674	2:39.704			

Lap	Time of Day	Lap Tm	S1	S2	S3
(26) Jacek Jędrzejczyk					
1	8:52:40.664	2:29.849	44.751	1:15.944	29.154
2	8:55:09.244	2:28.580	43.897	1:14.956	29.727
3	11:48:03.989	2:52:54.745	43.426	1:14.897	29.390
4	11:50:26.420	2:22.431	42.432	1:12.147	27.852
5	11:52:48.840	2:22.420	42.577	1:11.849	27.994
p6	11:55:29.119	2:40.279	42.804	1:11.860	

Lap	Time of Day	Lap Tm	S1	S2	S3
(40) Damian Zawadzki					
1	8:53:06.221	2:32.025	45.448	1:17.182	29.395
2	8:55:34.930	2:28.709	45.079	1:14.886	28.744
3	10:52:14.053	1:56:39.123			
4	10:54:44.356	2:30.303			
5	10:57:08.723	2:24.367			
p6	10:59:36.424	2:27.701			
7	11:44:47.273	45:10.849			
8	11:47:12.838	2:25.565			
9	11:49:36.561	2:23.723			
10	11:51:59.327	2:22.766			
p11	11:54:35.808	2:36.481			

Lap	Time of Day	Lap Tm	S1	S2	S3
(15) Sebastian Sosna					
1	8:47:33.255	2:24.104	43.029	1:12.255	28.820
2	8:49:56.806	2:23.551	42.838	1:12.267	28.446
3	8:52:22.074	2:25.268	42.982	1:13.695	28.591

Grandys Duo

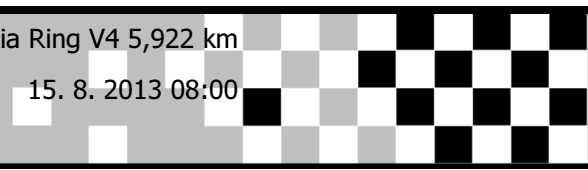
15.8.2013

Slovakia Ring V4 5,922 km

Free practice

15. 8. 2013 08:00

Practice started at 8:00:00



Lap	Time of Day	Lap Tm	S1	S2	S3
2	8:31:40.609	2:31.964	46.112	1:15.642	30.210
3	8:34:11.452	2:30.843	45.834	1:14.455	30.554
4	8:36:42.580	2:31.128	45.170	1:15.606	30.352
p5	8:39:45.050	3:02.470	51.142	1:28.172	
6	10:25:52.377	1:46:07.327		1:21.769	30.793
7	10:28:29.001	2:36.624	48.149	1:17.765	30.710
8	10:30:58.862	2:29.861	45.766	1:14.716	29.379
9	10:33:26.246	2:27.384	44.293	1:13.926	29.165
10	10:35:56.488	2:30.242	44.680	1:16.220	29.342
p11	10:38:47.761	2:51.273	46.431	1:24.394	

Lap	Time of Day	Lap Tm	S1	S2	S3
1	10:30:20.070	2:30.208	45.594	1:14.955	29.659
2	10:32:50.227	2:30.157	45.392	1:15.348	29.417
3	10:35:19.515	2:29.288	45.033	1:14.553	29.702
p4	10:38:01.364	2:41.849	45.768	1:17.629	
p5	11:28:27.354	50:25.990		1:33.707	

(132) Mohamed Aouissi

1	8:29:32.367	2:38.296	46.642	1:19.868	31.786
2	8:32:07.482	2:35.115	45.784	1:18.635	30.696
3	8:34:46.739	2:39.257	45.783	1:22.877	30.597
p4	8:37:42.408	2:55.669	46.835	1:27.228	
5	10:25:16.425	1:47:34.017		1:14.109	29.680
6	10:27:47.066	2:30.641	44.087	1:17.346	29.208
7	10:30:16.639	2:29.573	44.135	1:15.818	29.620
8	10:32:45.325	2:28.686	43.602	1:15.134	29.950
9	10:35:14.292	2:28.967	44.719	1:14.779	29.469
p10	10:38:23.627	3:09.335	53.093	1:29.751	
11	11:25:34.266	47:10.639		1:15.683	30.585
12	11:28:12.454	2:38.188	49.126	1:19.054	30.008
13	11:30:45.435	2:32.981	46.084	1:16.642	30.255
14	11:33:12.896	2:27.461	44.703	1:13.681	29.077
15	11:35:43.207	2:30.311	45.261	1:14.696	30.354
p16	11:38:27.591	2:44.384	48.075	1:20.619	

(133) Daniel Wachowski

1	8:26:53.109	2:36.235	45.954	1:18.457	31.824
2	8:29:45.258	2:52.149	46.041	1:32.133	33.975
3	8:32:19.484	2:34.226	44.604	1:19.574	30.048
4	8:34:50.596	2:31.112	45.356	1:16.629	29.127
5	8:37:28.277	2:37.681	48.272	1:17.331	32.078
p6	8:40:30.498	3:02.221	48.045	1:19.957	
7	10:26:03.569	1:45:33.071		1:20.511	29.190
8	10:28:34.807	2:31.238	45.247	1:16.791	29.200
9	10:31:04.228	2:29.421	44.812	1:15.880	28.729
10	10:33:33.925	2:29.697	43.425	1:16.786	29.486
11	11:25:46.291	52:12.366	45.369	1:19.563	30.368
12	11:28:19.820	2:33.529	46.908	1:17.133	29.488
13	11:30:56.616	2:36.796	47.724	1:19.007	30.065
14	11:33:29.021	2:32.405	46.512	1:16.385	29.508
15	11:35:59.528	2:30.507	45.180	1:15.848	29.479

(117) Piotr Kloc

1	8:28:10.152	2:45.856	49.190	1:25.444	31.222
2	8:30:50.546	2:40.394	49.410	1:20.094	30.890
3	10:25:40.521	1:54:49.975	46.982	1:19.640	30.858
4	10:28:09.982	2:29.461	45.533	1:14.636	29.292
5	10:30:37.520	2:27.538	45.274	1:13.880	28.384
6	10:33:07.188	2:29.668	44.717	1:14.630	30.321
7	10:35:39.109	2:31.921	47.304	1:15.026	29.591
8	11:32:43.173	57:04.064	50.557	1:13.847	29.842
9	11:35:11.064	2:27.891	45.010	1:13.826	29.055

(157) Karol Kucharczyk

1	8:33:11.846	2:35.290	48.013	1:16.906	30.371
2	8:35:45.146	2:33.300	47.087	1:16.102	30.111
p3	8:38:35.601	2:50.455	46.949	1:16.315	
4	10:31:18.506	1:52:42.905		1:19.043	29.655
5	10:33:48.109	2:29.603	46.154	1:13.397	30.052
6	10:36:19.544	2:31.435	45.861	1:15.133	30.441
p7	10:39:00.427	2:40.883	46.057	1:16.898	
8	11:27:08.239	48:07.812		1:19.752	32.300
9	11:29:45.069	2:36.830	48.541	1:17.777	30.512
10	11:32:16.525	2:31.456	45.603	1:16.075	29.778
11	11:34:46.833	2:30.308	45.340	1:15.581	29.387
12	11:37:16.500	2:29.667	46.507	1:13.334	29.826
p13	11:39:57.838	2:41.338	45.947	1:14.506	

(101) Roman Lechowicz

1	8:25:11.776	2:30.882	45.153	1:16.387	29.342
2	8:27:43.758	2:31.982	47.183	1:15.085	29.714
3	8:30:11.655	2:27.897	45.134	1:13.188	29.575
p4	8:32:46.690	2:35.035	45.217	1:14.169	

(65) Natalia Florek

p1	11:47:23.411	2:30.625	43.032	1:11.841	
2	11:52:28.511	5:05.100		1:14.420	28.185
p3	11:54:58.182	2:29.671	43.255	1:11.413	

(148) Wojciech Zdrowowski

1	8:29:50.851	2:40.445	47.698	1:21.868	30.879
2	8:32:27.128	2:36.277	45.687	1:19.747	30.843
3	8:35:01.536	2:34.408	46.304	1:16.962	31.142
4	8:37:40.225	2:38.689	46.956	1:20.218	31.515
p5	8:40:28.414	2:48.189	46.190	1:19.387	
6	10:26:32.630	1:46:04.216		1:15.603	30.011
7	10:29:04.497	2:31.867	45.053	1:17.848	28.966
8	10:31:39.251	2:34.754	46.788	1:18.463	29.503
9	10:34:10.490	2:31.239	44.656	1:16.790	29.793
10	10:36:39.188	2:28.698	44.748	1:15.009	28.941
p11	10:39:37.044	2:57.856	45.176	1:20.387	
12	11:25:31.594	45:54.550		1:18.025	30.230
13	11:28:04.534	2:32.940	45.254	1:18.132	29.554
14	11:30:33.456	2:28.922	43.926	1:15.323	29.673
15	11:33:04.306	2:30.850	43.403	1:15.737	31.710
16	11:35:33.954	2:29.648	45.408	1:15.437	28.803
p17	11:38:15.271	2:41.317	45.615	1:15.113	

(121) Igor Pawłowicz

1	8:26:15.047	2:46.873	52.093	1:21.968	32.812
2	8:28:55.305	2:40.258	47.940	1:20.509	31.809
3	8:31:35.009	2:39.704	47.584	1:20.656	31.464
4	8:34:13.545	2:38.536	46.407	1:19.172	32.957
5	8:36:48.521	2:34.976	45.846	1:17.924	31.206
p6	8:39:54.404	3:05.883	56.803	1:30.335	
7	10:25:34.980	1:45:40.576		1:19.465	30.409
8	10:28:08.500	2:33.520	45.150	1:17.565	30.805
9	10:30:40.496	2:31.996	45.719	1:16.252	30.025
10	10:33:11.632	2:31.136	45.645	1:15.480	30.011
11	10:35:41.564	2:29.932	44.988	1:15.089	29.855
p12	10:38:42.770	3:01.206	49.478	1:26.490	
13	11:23:28.095	44:45.325		1:25.628	32.129
14	11:25:59.288	2:31.193	45.236	1:16.068	29.889
15	11:28:34.119	2:34.831	45.867	1:17.863	31.101
16	11:31:06.189	2:32.070	47.315	1:15.178	29.577
17	11:33:36.017	2:29.828	44.378	1:15.436	30.014
18	11:36:05.962	2:29.945	44.293	1:15.341	30.311
p19	11:39:03.212	2:57.250	49.663	1:23.007	

(112) Marek Grzonka

1	8:13:07.787	2:45.521	50.068	1:22.795	32.658
---	-------------	----------	--------	----------	--------

(235) Tomasz Boryczko

1	8:13:07.787	2:45.521	50.068	1:22.795	32.658
---	-------------	----------	--------	----------	--------

Grandys Duo

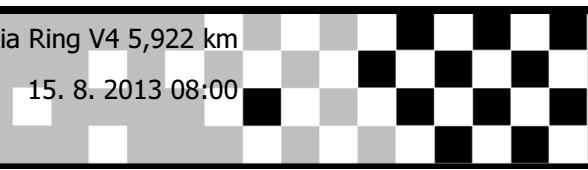
15.8.2013

Slovakia Ring V4 5,922 km

Free practice

15. 8. 2013 08:00

Practice started at 8:00:00



Lap	Time of Day	Lap Tm	S1	S2	S3
3	10:13:42.495	2:37.418	48.690	1:17.310	31.418
4	10:16:21.583	2:39.088	49.193	1:19.703	30.192
p5	10:19:18.986	2:57.403	47.439	1:20.026	
6	11:03:08.750	43:49.764		1:23.180	30.143
7	11:05:44.467	2:35.717	46.670	1:19.314	29.733
8	11:08:20.873	2:36.406	45.335	1:20.882	30.189
9	11:10:53.272	2:32.399	45.303	1:17.656	29.440
10	11:13:27.349	2:34.077	46.475	1:18.022	29.580
p11	11:16:06.522	2:39.173	45.832	1:19.374	

Lap	Time of Day	Lap Tm	S1	S2	S3
p3	8:38:15.901	2:46.604	48.166	1:18.985	
4	10:26:08.350	1:47:52.449		1:23.839	31.193
5	10:28:45.166	2:36.816	47.355	1:18.934	30.527
6	10:31:22.790	2:37.624	46.746	1:19.935	30.943
7	10:33:59.387	2:36.597	47.231	1:19.228	30.138
8	10:36:33.809	2:34.422	46.782	1:17.148	30.492
p9	10:39:41.896	3:08.087	49.338	1:25.049	
10	11:25:31.407	45:49.511		1:18.320	30.324
11	11:28:08.080	2:36.673	47.445	1:18.607	30.621
12	11:30:41.481	2:33.401	46.375	1:16.424	30.602
13	11:33:14.736	2:33.255	46.053	1:17.012	30.190
14	11:35:52.497	2:37.761	46.649	1:21.258	29.854
p15	11:38:50.992	2:58.495	47.534	1:25.832	

(119) Sławomir Blawat

1	8:28:14.133	2:53.275	51.538	1:29.631	32.106
2	8:30:55.661	2:41.528	47.879	1:22.407	31.242
p3	8:33:38.350	2:42.689	46.061	1:20.700	
4	10:26:28.945	1:52:50.595		1:19.951	30.201
5	10:29:02.291	2:33.346	45.216	1:18.018	30.112
6	10:31:37.417	2:35.126	46.553	1:18.097	30.476
7	10:34:09.938	2:32.521	44.937	1:18.074	29.510
p8	10:36:49.621	2:39.683	44.808	1:16.952	

(113) Mariusz Paulus

1	10:30:34.675	2:38.305	48.201	1:19.432	30.672
2	10:33:20.986	2:46.311	47.914	1:26.914	31.483
3	10:36:05.633	2:44.647	47.511	1:19.239	37.897
p4	10:38:57.868	2:52.235	48.133	1:20.152	
5	11:28:03.342	49:05.474		1:19.282	30.854
6	11:30:38.154	2:34.812	47.625	1:17.140	30.047
7	11:33:12.707	2:34.553	47.335	1:16.926	30.292
8	11:35:46.028	2:33.321	47.194	1:15.477	30.650
p9	11:38:33.447	2:47.419	47.503	1:20.232	

(158) Przemysław Glasek

1	11:28:12.769	2:36.391	47.760	1:19.334	29.297
2	11:30:47.562	2:34.793	47.109	1:17.886	29.798
3	11:33:20.484	2:32.922	45.940	1:16.766	30.216
p4	11:36:13.671	2:53.187	49.873	1:22.614	

(123) Tomasz Bazga

1	8:29:38.920	2:45.813	49.323	1:25.116	31.374
2	8:32:21.592	2:42.672	48.873	1:21.484	32.315
3	8:35:04.908	2:43.316	48.479	1:22.051	32.786
4	8:37:49.977	2:45.069	50.952	1:22.170	31.947
p5	8:40:41.884	2:51.907	50.944	1:23.769	
6	10:27:37.477	1:46:55.593		1:21.837	37.589
7	10:30:16.193	2:38.716	48.100	1:19.667	30.949
8	10:32:53.291	2:37.098	46.406	1:20.321	30.371
9	10:35:29.200	2:35.909	45.902	1:19.644	30.363
p10	10:38:26.343	2:57.143	50.266	1:22.886	
11	11:26:28.715	48:02.372		1:22.706	31.837
12	11:29:06.765	2:38.050	47.658	1:19.874	30.518
13	11:31:42.831	2:36.066	47.021	1:18.287	30.758
14	11:34:16.158	2:33.327	45.385	1:17.566	30.376
p15	11:36:59.826	2:43.668	47.633	1:18.846	

(293) Paweł Gomółka

1	8:05:47.246	2:44.267	51.468	1:21.859	30.940
2	8:08:28.774	2:41.528	48.857	1:20.937	31.734
3	8:11:09.893	2:41.119	48.086	1:21.802	31.231
4	8:13:46.393	2:36.500	47.024	1:18.686	30.790
5	8:16:27.117	2:40.724	47.380	1:20.265	33.079
p6	8:19:16.483	2:49.366	48.913	1:17.718	
7	10:06:22.706	1:47:06.223		1:24.040	33.063
8	10:09:02.624	2:39.918	49.411	1:18.880	31.627
9	10:11:38.715	2:36.091	48.250	1:17.032	30.809
10	10:14:14.743	2:36.028	47.635	1:18.324	30.069
11	10:16:49.202	2:34.459	46.429	1:17.268	30.762
p12	10:19:34.913	2:45.711	46.011	1:17.214	
13	11:03:02.261	43:27.348		1:23.438	31.504
14	11:05:39.362	2:37.101	48.010	1:18.648	30.443
15	11:08:15.666	2:36.304	46.116	1:19.758	30.430
16	11:10:49.367	2:33.701	46.702	1:16.842	30.157
17	11:13:23.960	2:34.593	47.690	1:16.840	30.063
18	11:15:57.958	2:33.998	46.436	1:16.449	31.113
p19	11:18:40.667	2:42.709	46.412	1:18.042	

(151) Marian Schwarz

1	8:27:29.357	2:49.485	52.082	1:25.531	31.872
2	8:30:09.804	2:40.447	47.620	1:22.109	30.718
3	8:32:52.876	2:43.072	48.062	1:24.394	30.616
4	8:35:34.335	2:41.459	47.163	1:22.968	31.328
p5	8:38:28.577	2:54.242	50.827	1:22.528	
6	10:30:20.829	1:51:52.252		1:26.012	32.810
7	10:32:54.682	2:33.853	47.027	1:17.204	29.622
8	10:35:29.636	2:34.954	45.313	1:19.638	30.003
p9	10:38:37.527	3:07.891	50.594	1:35.133	
10	11:24:01.576	45:24.049		1:22.018	31.674
11	11:26:38.094	2:36.518	47.089	1:18.971	30.458
12	11:29:15.965	2:37.871	46.614	1:20.834	30.423
13	11:31:49.024	2:33.059	45.849	1:17.921	29.289
p14	11:34:31.311	2:42.287	47.062	1:19.230	

(139) Peter Davidik

1	8:32:44.954	2:41.506	49.436	1:20.174	31.896
2	8:35:29.297	2:44.343	48.309	1:25.408	30.626

(131) Tomasz Dolhan

1	8:35:16.900	2:38.874	48.270	1:19.884	30.720
p2	8:38:05.124	2:48.224	49.140	1:20.091	

Grandys Duo

15.8.2013

Slovakia Ring V4 5,922 km

Free practice

15. 8. 2013 08:00

Practice started at 8:00:00

Lap	Time of Day	Lap Tm	S1	S2	S3
3	11:24:21.348	2:46:16.224		1:17.630	29.839
4	11:27:12.682	2:51.334	46.689	1:17.955	46.690
5	11:29:53.104	2:40.422	52.888	1:17.803	29.731
6	11:32:27.402	2:34.298	46.173	1:17.187	30.938
7	11:35:04.942	2:37.540	48.555	1:18.594	30.391
8	11:37:39.031	2:34.089	48.689	1:14.733	30.667
p9	11:40:29.690	2:50.659	48.179	1:22.579	

(111) Józef Pasek

1	10:31:38.656	2:36.363	48.413	1:17.377	30.573
2	10:34:16.680	2:38.024	47.563	1:19.954	30.507
3	10:36:51.355	2:34.675	46.679	1:17.151	30.845
p4	10:39:46.767	2:55.412	49.053	1:19.394	
5	11:27:23.119	47:36.352		1:18.829	32.329
6	11:29:59.987	2:36.868	48.920	1:17.325	30.623
7	11:32:35.319	2:35.332	47.537	1:17.189	30.606
8	11:35:12.313	2:36.994	48.537	1:17.488	30.969
p9	11:38:00.225	2:47.912	50.158	1:18.526	

(130) Jarosław Kowalczyk

1	10:30:11.923	2:36.400	46.409	1:19.435	30.556
2	10:32:52.395	2:40.472	46.042	1:18.238	36.192
3	10:35:27.098	2:34.703	45.570	1:18.586	30.547
p4	10:38:30.525	3:03.427	52.454	1:28.088	
5	11:25:57.876	47:27.351		1:18.024	29.765
6	11:28:33.648	2:35.772	46.714	1:17.928	31.130
7	11:31:10.883	2:37.235	48.236	1:18.155	30.844
8	11:33:48.709	2:37.826	47.093	1:18.641	32.092
9	11:36:25.429	2:36.720	46.902	1:18.318	31.500
p10	11:39:14.657	2:49.228	48.533	1:18.246	

(222) Lubomir Kadasi

1	10:08:45.079	2:42.710	49.398	1:23.106	30.206
2	10:11:22.774	2:37.695	48.686	1:17.782	31.227
3	10:14:00.717	2:37.943	47.579	1:19.724	30.640
4	10:16:41.693	2:40.976	48.372	1:21.184	31.420
p5	10:19:39.850	2:58.157	50.463	1:16.349	
6	11:03:40.687	44:00.837		1:31.078	33.769
7	11:06:23.878	2:43.191	49.034	1:22.242	31.915
8	11:09:02.581	2:38.703	47.058	1:19.891	31.754
9	11:11:39.479	2:36.898	46.787	1:19.184	30.927
10	11:14:15.120	2:35.641	48.556	1:16.076	31.009
11	11:16:50.106	2:34.986	47.672	1:17.319	29.995
p12	11:19:48.120	2:58.014	47.669	1:21.458	

(122) Octavian Stanimir

1	8:26:27.243	2:45.909	51.796	1:21.983	32.130
2	8:29:07.913	2:40.670	49.363	1:20.098	31.209
3	8:31:48.495	2:40.582	48.764	1:20.435	31.383
4	8:34:26.554	2:38.059	47.491	1:19.274	31.294
5	8:37:06.602	2:40.048	46.861	1:21.312	31.875
p6	8:40:32.242	3:25.640	1:11.774	1:27.358	
7	10:25:49.430	1:45:17.188		1:27.023	32.970
8	10:28:28.767	2:39.337	49.750	1:18.920	30.667
9	10:31:07.851	2:39.084	49.236	1:18.744	31.104
10	10:33:42.877	2:35.026	46.579	1:17.662	30.785
11	10:36:18.672	2:35.795	46.985	1:17.691	31.119
p12	10:39:43.305	3:24.633	52.321	1:40.537	
13	11:23:19.550	43:36.245		1:27.045	33.259
14	11:25:56.140	2:36.590	48.206	1:17.946	30.438
15	11:28:33.087	2:36.947	47.649	1:17.980	31.318
16	11:31:10.262	2:37.175	47.677	1:18.678	30.820
17	11:33:47.584	2:37.322	46.793	1:18.570	31.959
18	11:36:24.706	2:37.122	47.060	1:18.317	31.745
p19	11:39:47.353	3:22.647	1:00.900	1:27.445	

(225) Maciej Świdzki

1	10:08:33.500	2:39.790	47.974	1:19.471	32.345
2	10:11:14.633	2:41.133	49.155	1:19.511	32.467
3	10:14:00.437	2:45.804	48.412	1:25.840	31.552
4	10:16:48.890	2:48.453	50.250	1:22.849	35.354
p5	10:19:44.985	2:56.095	48.724	1:23.552	
6	11:03:16.922	43:31.937		1:23.586	34.443
7	11:05:58.557	2:41.635	49.003	1:20.510	32.122
8	11:08:38.087	2:39.530	49.752	1:18.412	31.366
9	11:11:18.177	2:40.090	49.736	1:19.165	31.189
10	11:13:53.791	2:35.614	46.705	1:18.190	30.719
11	11:16:31.133	2:37.342	47.848	1:18.412	31.082
p12	11:19:23.142	2:52.009	48.037	1:20.523	

(167) Roland Hollederer

1	10:28:56.673	2:43.718	49.138	1:22.472	32.108
2	10:31:41.656	2:44.983	50.320	1:22.643	32.020
3	10:34:22.978	2:41.322	48.919	1:21.147	31.256
4	10:37:05.154	2:42.176	50.239	1:20.350	31.587
p5	10:39:56.080	2:50.926	48.885	1:20.473	
6	11:23:39.856	43:43.776		1:22.513	32.341
7	11:26:23.823	2:43.967	50.399	1:22.268	31.300
8	11:29:03.435	2:39.612	48.208	1:20.295	31.109
9	11:31:39.854	2:36.419	47.440	1:18.450	30.529
10	11:34:15.526	2:35.672	47.192	1:18.127	30.353
11	11:36:51.410	2:35.884	47.124	1:17.904	30.856
p12	11:39:48.934	2:57.524	47.092	1:19.414	

(115) Piotr Bargiel

1	8:27:12.550	2:46.939	49.912	1:25.084	31.943
2	8:29:53.356	2:40.806	48.532	1:20.824	31.450
p3	8:32:36.931	2:43.575	47.627	1:19.415	
4	11:25:00.797	2:52:23.866		1:30.303	32.837
5	11:27:41.329	2:40.532	49.378	1:20.218	30.936
6	11:30:17.929	2:36.600	47.037	1:18.190	31.373
7	11:32:55.928	2:37.999	49.118	1:18.251	30.630
8	11:35:31.667	2:35.739	46.996	1:17.903	30.840
p9	11:38:48.113	3:16.446	57.120	1:32.902	

(33) Przemysław Saleta

1	11:49:58.235	2:36.335	46.489	1:18.461	31.385
p2	11:52:48.119	2:49.884	47.383	1:17.629	
3	11:56:42.571	3:54.452		1:17.648	31.367
p4	11:59:40.476	2:57.905	46.113	1:22.581	

(212) Ernest Jeziorski

1	8:07:14.287	2:51.511	53.242	1:23.960	34.309
2	8:09:58.994	2:44.707	50.269	1:21.750	32.688
3	8:12:44.582	2:45.588	50.987	1:21.246	33.355
4	8:15:35.950	2:51.368	51.216	1:25.513	34.639
5	10:06:03.303	1:50:27.353	53.402	1:22.233	31.983
6	10:08:47.125	2:43.822	49.137	1:22.815	31.870
7	10:11:25.419	2:38.294	48.405	1:18.928	30.961
8	10:14:10.559	2:45.140	55.346	1:18.142	31.652
9	10:16:50.316	2:39.757	46.824	1:20.085	32.848
10	11:03:24.762	46:34.446	47.795	1:24.346	31.412
11	11:06:08.576	2:43.814	48.155	1:21.019	34.640
12	11:08:45.848	2:37.272	47.092	1:19.104	31.076
13	11:11:25.754	2:39.906	48.206	1:20.489	31.211
14	11:14:03.970	2:38.216	47.408	1:18.833	31.975
15	11:16:43.185	2:39.215	48.329	1:19.367	31.519

(152) Samsoniuk

1	10:28:56.938	2:41.549	49.474	1:20.631	31.444
2	10:31:37.180	2:40.242	49.542	1:19.334	31.366
3	10:34:17.952	2:40.772	48.227	1:21.443	31.102

Grandys Duo

15.8.2013

Slovakia Ring V4 5,922 km

Free practice

15. 8. 2013 08:00

Practice started at 8:00:00

Lap	Time of Day	Lap Tm	S1	S2	S3
4	10:36:55.233	2:37.281	48.083	1:17.956	31.242
p5	10:39:54.664	2:59.431	48.566	1:20.732	
6	11:25:36.573	45:41.909		1:19.852	32.394
7	11:28:18.678	2:42.105	50.621	1:20.550	30.934
8	11:30:57.590	2:38.912	48.047	1:19.218	31.647
9	11:33:35.473	2:37.883	47.575	1:19.150	31.158
10	11:36:14.928	2:39.455	47.513	1:20.035	31.907
p11	11:39:11.516	2:56.588	46.922	1:26.505	

Lap	Time of Day	Lap Tm	S1	S2	S3
4	8:15:36.537	2:46.670	48.273	1:26.338	32.059
p5	8:18:35.965	2:59.428	52.261	1:30.723	
6	10:06:05.433	1:47:29.468		1:24.759	32.482
7	10:08:48.529	2:43.096	48.210	1:23.131	31.755
8	10:11:29.125	2:40.596	47.536	1:21.825	31.235
9	10:14:13.321	2:44.196	49.901	1:21.907	32.388
10	10:17:03.127	2:49.806	48.350	1:23.641	37.815
11	11:03:29.103	46:25.976	54.471	1:24.981	32.539
12	11:06:13.407	2:44.304	46.988	1:23.750	33.566
13	11:08:57.448	2:44.041	47.738	1:24.815	31.488
14	11:11:45.021	2:47.573	49.986	1:23.955	33.632
p15	11:14:45.548	3:00.527	47.181	1:22.792	

(128) Jarosław Szczęsny

1	10:28:34.456	2:42.866	49.767	1:21.282	31.817
2	10:31:27.548	2:53.092	50.793	1:29.006	33.293
3	10:34:10.325	2:42.777	48.253	1:22.590	31.934
4	10:36:51.024	2:40.699	49.361	1:20.144	31.194
p5	10:39:49.627	2:58.603	48.822	1:21.973	
6	11:25:01.068	45:11.441		1:28.808	32.265
7	11:27:42.971	2:41.903	48.768	1:21.667	31.468
8	11:30:22.558	2:39.587	47.595	1:20.084	31.908
9	11:33:06.483	2:43.925	47.589	1:25.161	31.175
10	11:35:44.708	2:38.225	47.149	1:19.037	32.039
p11	11:38:50.372	3:05.664	50.788	1:29.726	

(127) Kamil Mazur

1	8:26:26.658	3:01.866	56.025	1:30.672	35.169
2	8:29:23.539	2:56.881	55.717	1:27.483	33.681
3	8:32:19.411	2:55.872	51.841	1:28.131	35.900
p4	8:35:33.445	3:14.034	55.693	1:29.640	
5	10:26:12.923	1:50:39.478		1:33.316	36.677
6	10:29:12.938	3:00.015	55.764	1:29.167	35.084
7	10:32:11.350	2:58.412	57.102	1:27.684	33.626
8	10:35:03.148	2:51.798	51.911	1:25.566	34.321
p9	10:38:22.675	3:19.527	55.172	1:29.616	
10	11:24:24.257	46:01.582		1:31.304	33.299
11	11:27:08.120	2:43.863	49.758	1:21.515	32.590
12	11:29:49.196	2:41.076	48.558	1:20.708	31.810
p13	11:32:56.435	3:07.239	52.063	1:25.785	

(25) Marcin Kuczyński

1	8:48:24.892	2:45.901	49.779	1:23.344	32.778
2	8:51:16.837	2:51.945	49.889	1:27.679	34.377
3	8:54:03.541	2:46.704	49.487	1:24.980	32.237
p4	8:57:08.830	3:05.289	48.995	1:31.658	
p5	10:03:39.737	1:06:30.907			
6	10:45:56.767	42:17.030			
7	10:48:35.229	2:38.462			
8	10:51:13.640	2:38.411			
9	10:53:52.684	2:39.044			
p10	10:56:43.625	2:50.941			

(168) Thomas Rütter

1	10:28:56.291	2:44.552	49.197	1:23.287	32.068
2	10:31:41.277	2:44.986	49.601	1:23.361	32.024
3	10:34:27.599	2:46.322	49.402	1:24.973	31.947
4	10:37:08.899	2:41.300	48.201	1:21.628	31.471
p5	10:40:03.194	2:54.295	47.966	1:22.901	
6	11:23:43.018	43:39.824		1:24.668	32.417
7	11:26:32.843	2:49.825	52.326	1:25.375	32.124
8	11:29:20.306	2:47.463	50.976	1:24.046	32.441
9	11:32:07.287	2:46.981	49.430	1:24.792	32.759
10	11:34:52.652	2:45.365	49.827	1:23.310	32.228
p11	11:37:41.746	2:49.094	51.163	1:23.126	

(145) Wojciech Daniluk

1	8:33:20.253	2:42.440	48.919	1:21.245	32.276
2	8:36:03.560	2:43.307	48.499	1:22.565	32.243
p3	8:38:55.787	2:52.227	49.581	1:24.192	
4	11:28:15.731	2:49:19.944		1:21.855	31.224
5	11:30:55.897	2:40.166	47.279	1:19.960	32.927
6	11:33:34.482	2:38.585	47.703	1:19.873	31.009
p7	11:36:19.211	2:44.729	48.083	1:20.773	

(114) Jacek Ostrowski

1	10:30:37.527	2:41.503	48.019	1:21.194	32.290
2	10:33:22.399	2:44.872	49.207	1:22.977	32.688
3	10:36:04.978	2:42.579	48.460	1:22.036	32.083
p4	10:38:56.279	2:51.301	48.338	1:21.210	
5	11:28:08.641	49:12.362		1:23.158	33.731
6	11:30:56.550	2:47.909	50.442	1:23.633	33.834
7	11:33:41.834	2:45.284	50.083	1:22.235	32.966
8	11:36:26.610	2:44.776	49.257	1:21.598	33.921
p9	11:39:17.835	2:51.225	49.507	1:21.701	

(295) Artur Arndt

1	8:07:28.748	3:05.386	59.293	1:31.503	34.590
2	8:10:21.305	2:52.557	53.654	1:25.475	33.428
3	8:13:12.412	2:51.107	52.009	1:24.629	34.469
4	8:16:14.066	3:01.654	52.593	1:35.117	33.944
p5	8:19:17.973	3:03.907	53.733	1:25.698	
6	10:07:22.942	1:48:04.969		1:38.626	36.024
7	10:10:25.724	3:02.782	58.014	1:29.225	35.543
8	10:13:09.894	2:44.170	50.022	1:22.066	32.082
9	10:15:58.521	2:48.627	54.180	1:21.067	33.380
p10	10:18:47.875	2:49.354	49.619	1:20.469	
11	11:03:16.197	44:28.322		1:31.564	35.480
12	11:06:10.378	2:54.181	54.542	1:26.711	32.928
13	11:08:56.566	2:46.188	49.352	1:24.074	32.762
14	11:11:40.911	2:44.345	50.011	1:21.790	32.544
15	11:14:21.522	2:40.611	48.902	1:19.959	31.750
16	11:17:02.013	2:40.491	48.216	1:19.500	32.775
p17	11:19:52.110	2:50.097	48.810	1:19.374	

(108) Marcin Spólnik

1	8:27:16.601	2:54.484	49.503	1:30.894	34.087
2	8:30:06.461	2:49.860	52.863	1:25.188	31.809
3	8:32:48.775	2:42.314	48.322	1:22.234	31.758
4	8:35:34.027	2:45.252	49.350	1:23.501	32.401
p5	8:38:23.965	2:49.938	48.754	1:21.077	
6	10:26:13.817	1:47:49.852		1:34.134	33.825
7	10:28:59.137	2:45.320	50.204	1:22.381	32.735
p8	10:31:57.166	2:58.029	50.837	1:23.601	
9	11:26:42.047	54:44.881		1:26.884	34.604
10	11:29:33.523	2:51.476	51.952	1:25.198	34.326

(251) Dariusz Dziewanowski

1	8:07:15.893	2:55.024	52.471	1:26.365	36.188
2	8:10:01.784	2:45.891	49.174	1:23.878	32.839
3	8:12:49.867	2:48.083	48.906	1:25.464	33.713

(103) Mihai Popa

1	8:26:25.693	2:43.296	49.066	1:21.146	33.084
---	-------------	----------	--------	-----------------	--------

Grandys Duo

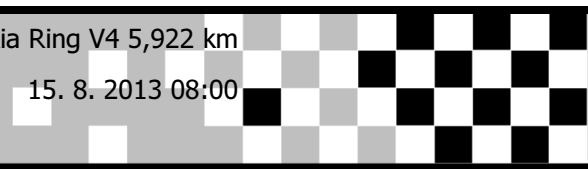
15.8.2013

Slovakia Ring V4 5,922 km

Free practice

15. 8. 2013 08:00

Practice started at 8:00:00



Lap	Time of Day	Lap Tm	S1	S2	S3
16	11:17:28.186	2:50.689	50.882	1:25.991	33.816
p17	11:20:23.689	2:55.503	51.355	1:26.371	
(274) Jaroslaw Madeja					
1	8:07:03.082	3:05.066	56.130	1:32.894	36.042
2	8:10:04.554	3:01.472	55.070	1:30.364	36.038
3	8:13:07.681	3:03.127	56.708	1:29.929	36.490
4	8:16:20.724	3:13.043	56.456	1:40.152	36.435
p5	8:19:23.580	3:02.856	54.849	1:27.544	
6	10:06:43.726	1:47:20.146		1:31.704	34.398
7	10:09:40.403	2:56.677	54.890	1:27.074	34.713
8	10:12:36.285	2:55.882	54.078	1:27.373	34.431
9	10:15:32.702	2:56.417	54.191	1:27.542	34.684
p10	10:18:33.394	3:00.692	54.432	1:25.164	
11	11:03:13.771	44:40.377		1:29.149	34.557
12	11:06:07.694	2:53.923	53.153	1:25.984	34.786
13	11:08:59.723	2:52.029	52.187	1:25.389	34.453
14	11:11:49.578	2:49.855	51.890	1:23.692	34.273
15	11:14:45.522	2:55.944	54.539	1:25.845	35.560
16	11:17:43.782	2:58.260	52.993	1:28.839	36.428
p17	11:20:43.907	3:00.125	52.788	1:24.160	

Lap	Time of Day	Lap Tm	S1	S2	S3
(110) Andrzej Wieczorek					
1	8:34:13.413	3:02.190	54.892	1:32.034	35.264
2	8:37:14.127	3:00.714	54.202	1:31.213	35.299
p3	8:40:27.448	3:13.321	57.656	1:31.821	
4	10:31:31.975	1:51:04.527		1:30.771	34.517
5	10:34:26.806	2:54.831	51.835	1:27.710	35.286
6	10:37:22.027	2:55.221	51.836	1:28.781	34.604
p7	10:40:32.428	3:10.401	52.227	1:33.228	
8	11:27:22.999	46:50.571		1:28.617	34.272
9	11:30:16.267	2:53.268	51.599	1:26.533	35.136
10	11:33:08.973	2:52.706	51.293	1:27.481	33.932
11	11:36:00.062	2:51.089	51.391	1:25.491	34.207
p12	11:39:01.635	3:01.573	52.228	1:25.845	

Lap	Time of Day	Lap Tm	S1	S2	S3
(264) Arkadiusz Podplomyk					
1	8:07:22.738	3:24.963	1:04.286	1:39.417	41.260
2	8:10:35.272	3:12.534	1:00.018	1:34.001	38.515
3	8:13:42.411	3:07.139	58.456	1:30.579	38.104
4	8:16:47.891	3:05.480	56.474	1:29.986	39.020
p5	8:20:03.873	3:15.982	58.402	1:32.745	
6	10:07:22.521	1:47:18.648		1:38.317	36.736
7	10:10:25.697	3:03.176	57.691	1:29.721	35.764
8	10:13:26.037	3:00.340	56.343	1:28.947	35.050
9	10:16:25.258	2:59.221	54.831	1:28.438	35.952
p10	10:19:31.283	3:06.025	53.245	1:26.767	
11	11:03:15.972	43:44.689		1:32.513	35.520
12	11:06:12.772	2:56.800	54.066	1:27.214	35.520
13	11:09:12.252	2:59.480	53.761	1:29.120	36.599
14	11:12:09.597	2:57.345	54.885	1:27.738	34.722
15	11:15:02.801	2:53.204	52.860	1:25.307	35.037
p16	11:18:02.856	3:00.055	53.238	1:26.008	

Lap	Time of Day	Lap Tm	S1	S2	S3
(211) Mateusz Broda					
1	8:07:39.745	3:17.301	1:03.383	1:36.249	37.669
2	8:10:50.238	3:10.493	58.133	1:35.371	36.989
3	8:13:57.247	3:07.009	57.580	1:33.154	36.275
4	8:17:06.013	3:08.766	57.566	1:34.854	36.346
p5	8:20:22.863	3:16.850	57.366	1:34.054	
6	10:07:24.446	1:47:01.583		1:38.000	36.964
7	10:10:31.505	3:07.059	59.574	1:31.310	36.175
8	10:13:37.604	3:06.099	56.165	1:33.984	35.950
9	10:16:38.116	3:00.512	55.095	1:29.618	35.799
p10	10:19:50.027	3:11.911	55.665	1:29.576	
11	11:03:20.064	43:30.037		1:33.954	35.464

Lap	Time of Day	Lap Tm	S1	S2	S3
12	11:06:17.396	2:57.332	54.694	1:27.441	35.197
13	11:09:13.651	2:56.255	53.357	1:27.932	34.966
14	11:12:10.558	2:56.907	55.104	1:27.189	34.614
15	11:15:06.018	2:55.460	53.471	1:27.621	34.368
p16	11:18:13.775	3:07.757	54.507	1:32.786	
(281) Artur Sienicki					
1	8:08:42.835	3:27.516	1:05.436	1:40.146	41.934
2	8:12:07.726	3:24.891	58.335	1:46.804	39.752
3	8:15:29.224	3:21.498	1:01.541	1:41.814	38.143
p4	8:18:55.452	3:26.228	1:00.348	1:36.925	
5	10:07:30.230	1:48:34.778		1:40.880	39.009
6	10:10:33.135	3:02.905	54.413	1:32.122	36.370
7	10:13:34.853	3:01.718	54.500	1:30.952	36.266
8	10:16:34.056	2:59.203	54.967	1:28.055	36.181
p9	10:19:43.039	3:08.983	53.365	1:30.078	
10	11:03:53.907	44:10.868		1:42.824	43.122
11	11:06:56.086	3:02.179	54.443	1:32.023	35.713
12	11:09:54.660	2:58.574	52.928	1:29.494	36.152
13	11:12:54.967	3:00.307	52.129	1:31.775	36.403
14	11:15:56.983	3:02.016	53.747	1:31.930	36.339
p15	11:19:03.688	3:06.705	52.772	1:31.736	

Lap	Time of Day	Lap Tm	S1	S2	S3
(216) Tomasz Słowik					
1	10:10:35.647	3:11.540	57.600	1:36.526	37.414
2	10:13:39.976	3:04.329	53.823	1:32.923	37.583
3	10:16:45.106	3:05.130	53.668	1:35.797	35.665
p4	10:20:00.608	3:15.502	56.283	1:32.693	
5	11:03:51.263	43:50.655		1:44.243	42.071
6	11:07:02.418	3:11.155	54.717	1:38.423	38.015
7	11:10:17.918	3:15.500	58.443	1:39.951	37.106
8	11:13:17.050	2:59.132	52.843	1:30.022	36.267
9	11:16:17.351	3:00.301	54.653	1:29.990	35.658
p10	11:19:28.261	3:10.910	55.127	1:29.376	

Lap	Time of Day	Lap Tm	S1	S2	S3
(243) Przemysław Świtala					
1	8:15:35.995	3:41.178	1:19.125	1:40.427	41.626
p2	8:19:07.174	3:31.179	59.776	1:41.129	
3	10:07:22.858	1:48:15.684		1:43.106	39.621
4	10:10:31.258	3:08.400	59.426	1:32.097	36.877
5	10:13:34.711	3:03.453	54.880	1:30.910	37.663
6	10:16:37.726	3:03.015	56.599	1:30.208	36.208
p7	10:19:48.460	3:10.734	54.647	1:29.100	
8	11:03:50.255	44:01.795		1:46.250	43.364
9	11:07:05.292	3:15.037	1:04.274	1:32.481	38.282
10	11:10:11.431	3:06.139	57.409	1:31.960	36.770
11	11:13:13.746	3:02.315	54.569	1:30.681	37.065
12	11:16:13.062	2:59.316	54.639	1:28.500	36.177
p13	11:19:25.900	3:12.838	57.350	1:29.988	

Lap	Time of Day	Lap Tm	S1	S2	S3
(213) Andrzej Kormański					
1	10:09:53.089	2:59.614	52.764	1:31.505	35.345
2	10:12:55.214	3:02.125	54.181	1:31.962	35.982
3	10:15:56.793	3:01.579	53.779	1:31.675	36.125
p4	10:19:07.729	3:10.936	53.676	1:33.156	
5	11:03:37.519	44:29.790		1:38.045	37.354
6	11:06:41.641	3:04.122	54.806	1:31.757	37.559
7	11:09:45.280	3:03.639	54.816	1:31.640	37.183
p8	11:12:54.805	3:09.525	54.126	1:32.280	

Lap	Time of Day	Lap Tm	S1	S2	S3
(272) Tomasz Grzelczyk					
1	8:09:18.010	4:20.729		1:42.747	42.709
2	8:12:34.354	3:16.344	59.108	1:38.108	39.128
3	8:15:54.528	3:20.174	59.945	1:39.893	40.336
p4	8:19:20.326	3:25.798	59.234	1:39.518	
5	10:07:01.933	1:47:41.607		1:31.914	38.447

Grandys Duo

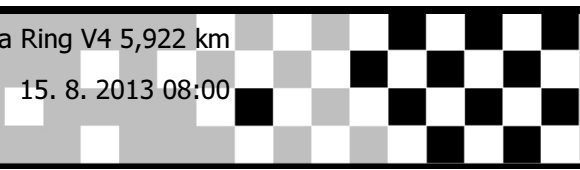
15.8.2013

Slovakia Ring V4 5,922 km

Free practice

15. 8. 2013 08:00

Practice started at 8:00:00



Lap	Time of Day	Lap Tm	S1	S2	S3
6	10:10:07.448	3:05.515	57.345	1:30.609	37.561
7	10:13:08.560	3:01.112	54.441	1:30.834	35.837
8	10:16:13.356	3:04.796	58.056	1:30.325	36.415
p9	10:19:28.001	3:14.645	54.181	1:30.498	
10	11:05:20.183	45:52.182		1:34.139	37.372
11	11:08:35.144	3:14.961	1:00.214	1:34.677	40.070
12	11:11:47.172	3:12.028	56.899	1:36.961	38.168
13	11:14:50.718	3:03.546	56.457	1:30.370	36.719
14	11:17:52.085	3:01.367	55.416	1:29.536	36.415
p15	11:21:00.056	3:07.971	54.607	1:32.001	

Lap	Time of Day	Lap Tm	S1	S2	S3
8	10:17:33.262	3:04.458	53.583	1:34.557	36.318
p9	10:20:46.961	3:13.699	53.146	1:34.232	
10	11:06:10.270	45:23.309		1:38.047	38.145
11	11:09:20.515	3:10.245	54.665	1:38.689	36.891
12	11:12:36.500	3:15.985	55.789	1:39.127	41.069
13	11:15:59.390	3:22.890	1:02.645	1:41.265	38.980
p14	11:19:21.543	3:22.153	59.949	1:38.698	

(254) Jaroslav Luty

1	10:10:58.214	3:16.532	57.981	1:40.685	37.866
2	10:14:06.104	3:07.890	56.715	1:35.085	36.090
3	10:17:15.227	3:09.123	55.777	1:35.240	38.106

(291) Mateusz Nowak

1	8:08:53.993	3:34.806	1:07.449	1:45.065	42.292
2	8:12:23.364	3:29.371	1:05.959	1:41.661	41.751
3	8:15:47.566	3:24.202	1:03.750	1:41.179	39.273
p4	8:19:11.297	3:23.731	1:00.865	1:37.097	
5	10:06:58.645	1:47:47.348		1:41.139	43.390
6	10:10:16.851	3:18.206	1:02.692	1:35.605	39.909
7	10:13:30.343	3:13.492	59.900	1:34.556	39.036
8	10:16:50.888	3:20.545	1:02.989	1:37.828	39.728
p9	10:20:22.469	3:31.581	1:04.024	1:39.701	
p10	11:04:23.941	44:01.472		1:42.214	
11	11:09:10.144	4:46.203		1:38.760	41.673
12	11:12:34.476	3:24.332	1:03.998	1:39.291	41.043
13	11:15:55.954	3:21.478	1:02.914	1:38.424	40.140
p14	11:19:18.606	3:22.652	1:01.874	1:37.286	

(203) Katarzyna Melgwi

1	8:12:58.331	3:30.001	1:05.462	1:42.144	42.395
2	8:16:30.427	3:32.096	1:04.516	1:42.875	44.705
p3	8:20:01.150	3:30.723	1:02.882	1:37.864	
4	11:04:06.180	2:44:05.030		1:34.703	37.824
5	11:07:07.856	3:01.676	55.185	1:30.056	36.435
6	11:10:13.145	3:05.289	56.324	1:32.096	36.869
7	11:13:14.619	3:01.474	55.069	1:30.016	36.389
8	11:16:16.172	3:01.553	55.124	1:29.856	36.573
p9	11:19:29.953	3:13.781	56.829	1:31.745	

(273) Szymon Dudka

1	8:08:09.013	3:13.093	1:01.743	1:34.161	37.189
2	8:11:10.994	3:01.981	55.963	1:30.481	35.537
3	8:14:12.948	3:01.954	54.794	1:29.808	37.352
4	8:17:16.974	3:04.026	57.273	1:31.312	35.441
p5	8:20:31.177	3:14.203	56.842	1:32.714	

(205) Aleksandra Mnich

1	10:09:51.738	3:06.081	55.998	1:33.128	36.955
2	10:12:56.133	3:04.395	56.855	1:31.486	36.054
p3	10:16:41.245	3:45.112	1:07.980	1:42.865	
4	11:04:14.894	47:33.649		1:38.555	39.481
5	11:07:22.583	3:07.689	57.507	1:31.663	38.519
6	11:10:29.809	3:07.226	57.892	1:32.180	37.154
7	11:13:32.635	3:02.826	57.903	1:29.451	35.472
8	11:16:35.091	3:02.456	55.060	1:30.857	36.539
p9	11:20:01.929	3:26.838	55.836	1:45.102	

(265) Michal Woźniak

1	8:08:52.787	3:34.301	1:06.588	1:45.355	42.358
2	8:12:22.276	3:29.489	1:04.921	1:43.165	41.403
3	8:15:49.147	3:26.871	1:03.838	1:41.647	41.386
p4	8:19:12.984	3:23.837	1:00.303	1:36.613	
5	10:06:57.428	1:47:44.444		1:41.316	43.967
6	10:10:15.861	3:18.433	1:03.192	1:35.791	39.450
7	10:13:29.877	3:14.016	1:00.184	1:34.179	39.653
8	10:16:48.113	3:18.236	1:01.814	1:36.989	39.433
p9	10:20:22.218	3:34.105	1:05.910	1:40.157	
p10	11:04:24.520	44:02.302		1:42.077	
11	11:09:11.575	4:47.055		1:38.753	42.254
12	11:12:34.958	3:23.383	1:03.311	1:39.270	40.802
13	11:15:56.357	3:21.399	1:03.630	1:37.836	39.933
p14	11:19:19.971	3:23.614	1:02.184	1:37.227	

(266) Piotr Stachnik

1	8:06:53.007	3:16.080	59.909	1:37.337	38.834
2	8:10:04.201	3:11.194	58.270	1:34.699	38.225
3	8:13:16.673	3:12.472	57.425	1:35.477	39.570
4	8:16:27.872	3:11.199	57.720	1:33.384	40.095
p5	8:19:48.250	3:20.378	58.187	1:34.545	
6	10:06:42.424	1:46:54.174		1:33.453	38.385
7	10:09:50.442	3:08.018	55.523	1:34.676	37.819
8	10:12:54.810	3:04.368	55.931	1:31.093	37.344
9	10:15:59.413	3:04.603	56.667	1:31.178	36.758
p10	10:19:18.507	3:19.094	56.210	1:33.242	
11	11:03:40.222	44:21.715		1:38.595	37.957
12	11:06:48.397	3:08.175	57.825	1:32.538	37.812
13	11:09:53.292	3:04.895	56.546	1:31.129	37.220
14	11:13:00.256	3:06.964	56.518	1:33.027	37.419
15	11:16:03.463	3:03.207	55.918	1:30.362	36.927
p16	11:19:15.829	3:12.366	56.860	1:32.415	

(214) Konrad Nowak

1	8:08:54.218	3:33.749	1:06.505	1:44.972	42.272
2	8:12:09.647	3:15.429	58.572	1:39.356	37.501
3	10:07:01.740	1:54:52.093	59.919	1:43.937	41.026
4	10:10:21.973	3:20.233	1:03.027	1:38.175	39.031
5	10:13:46.162	3:24.189	1:02.586	1:40.625	40.978
6	10:17:16.388	3:30.226	1:02.005	1:41.631	46.590
p7	10:20:44.283	3:27.895	1:02.676	1:39.300	
8	11:03:36.918	42:52.635		1:41.865	40.563
9	11:06:58.839	3:21.921	1:02.246	1:39.017	40.658
10	11:10:21.435	3:22.596	1:00.437	1:40.672	41.487
11	11:13:42.816	3:21.381	1:00.867	1:38.930	41.584
12	11:17:08.381	3:25.565	1:02.039	1:43.019	40.507
p13	11:20:34.434	3:26.053	1:01.005	1:39.172	

(226) Adam Rzepkowski

1	8:09:18.792	3:41.953	1:06.579	1:50.386	44.988
2	8:12:50.879	3:32.087	1:03.835	1:47.066	41.186
3	8:16:23.225	3:32.346	1:02.885	1:50.004	39.457
p4	8:19:49.986	3:26.761	58.764	1:45.294	
5	10:08:09.407	1:48:19.421		1:37.910	39.327
6	10:11:17.849	3:08.442	55.018	1:35.429	37.995
7	10:14:28.804	3:10.955	55.134	1:39.454	36.367

(292) Filip Sułkowski

1	8:08:44.296	3:53.363	1:10.502	1:55.464	47.397
2	8:12:29.839	3:45.543	1:08.081	1:51.896	45.566
3	8:16:10.598	3:40.759	1:07.692	1:49.421	43.646
p4	8:19:54.802	3:44.204	1:06.789	1:49.374	
5	10:06:58.504	1:47:03.702		1:41.526	44.253

Chief of Timing & Scoring

Race Director

Orbits

Grandys Duo

15.8.2013

Slovakia Ring V4 5,922 km

Free practice

15. 8. 2013 08:00

Practice started at 8:00:00

Lap	Time of Day	Lap Tm	S1	S2	S3
6	10:10:20.804	3:22.300	1:03.781	1:38.487	40.032
7	10:13:41.244	3:20.440	1:00.901	1:39.804	39.735
8	10:17:03.992	3:22.748	1:01.404	1:41.261	40.083
p9	10:20:41.570	3:37.578	1:03.605	1:41.982	
10	11:04:22.468	43:40.898		1:43.967	46.304
11	11:07:47.262	3:24.794	1:01.800	1:40.945	42.049
12	11:11:10.889	3:23.627	1:01.881	1:41.110	40.636
13	11:14:29.420	3:18.531	1:00.313	1:38.521	39.697
14	11:17:51.337	3:21.917	59.645	1:39.451	42.821
p15	11:21:21.451	3:30.114	1:00.275	1:40.288	

Lap	Time of Day	Lap Tm	S1	S2	S3
-----	-------------	--------	----	----	----

(275) Marcell Bezulski

1	8:09:43.378	3:31.277	1:11.243	1:36.169	43.865
2	8:13:11.258	3:27.880	1:10.565	1:33.690	43.625
3	8:16:37.731	3:26.473	1:10.579	1:33.146	42.748
p4	8:20:15.525	3:37.794	1:09.580	1:39.069	
5	10:08:19.650	1:48:04.125		1:34.432	42.593
6	10:11:43.389	3:23.739	1:08.958	1:32.707	42.074
7	10:15:06.889	3:23.500	1:09.617	1:31.770	42.113
8	10:18:29.299	3:22.410	1:08.874	1:31.370	42.166
p9	10:22:03.630	3:34.331	1:09.411	1:34.989	
10	11:04:52.246	42:48.616		1:32.078	42.430
11	11:08:17.743	3:25.497	1:09.620	1:32.174	43.703
12	11:11:41.787	3:24.044	1:08.527	1:33.490	42.027
p13	11:15:09.017	3:27.230	1:09.749	1:32.397	

(271) Krzysztof Pasternak

1	8:08:31.274	3:39.008	1:09.444	1:47.052	42.512
2	8:12:04.373	3:33.099	1:04.174	1:46.914	42.011
3	8:15:43.311	3:38.938	1:04.421	1:53.195	41.322
p4	8:19:10.289	3:26.978	1:02.526	1:38.914	
5	10:07:37.990	1:48:27.701		1:49.270	43.090
6	10:11:17.745	3:39.755	1:08.135	1:48.179	43.441

(120) Marek Ślusarski

1	8:09:16.713	3:40.889	1:06.258	1:50.625	44.006
2	8:12:49.614	3:32.901	1:05.187	1:44.975	42.739
3	8:16:28.540	3:38.926	1:03.349	1:52.390	43.187
p4	8:20:06.113	3:37.573	1:05.674	1:44.526	
5	10:08:34.661	1:48:28.548		1:46.041	43.292
6	10:12:05.472	3:30.811	1:03.346	1:43.765	43.700
7	10:15:40.271	3:34.799	1:08.385	1:43.924	42.490
p8	10:19:24.326	3:44.055	1:04.941	1:44.636	
9	11:04:41.864	45:17.538		1:50.080	45.066
10	11:08:18.107	3:36.243	1:07.437	1:44.260	44.546
11	11:11:53.344	3:35.237	1:05.070	1:45.132	45.035
12	11:15:30.840	3:37.496	1:06.076	1:46.848	44.572
p13	11:19:08.839	3:37.999	1:06.540	1:43.756	

(137) Jakub Gac

p1	11:30:22.952	5:27.059	1:01.526	1:37.835	
----	--------------	-----------------	-----------------	----------	--